

VIGOUR CUSHION



FUNCTIONAL BENEFITS:

- Gel-foam ischial well evenly distributes pressure under the pelvis
- Special foam layers' combination, strategically combined to offer a supportive foundation for a correct seating posture
- Slight thigh elevation built-in for increased balance
- Specific contouring offers a high degree of pelvic stability
- Coccyx channel for enhanced pressure relief (for sizes 16" +)
- Dual-layer cover reduces shear forces, and breathable air-mesh on cushion sides counters moisture
- Customisable for many requirements such as leg length discrepancies

CLINICAL:

Designed for the user who:

- Requires pressure reduction and redistribution
- Requires pelvic stability
- Needs moderate control of posture and upper extremities
- Needs moderate control of abduction or adduction propensities

CUSHION DETAILS:

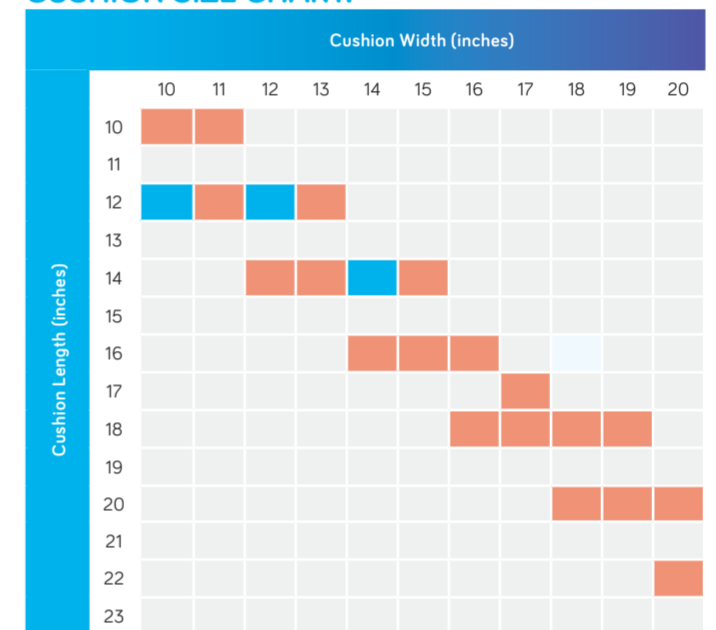
Width	Height	Capacity	Trough Height (mm)		Product Weight	
			Std	High	Std	High
10"	2"	200lbs (90kg)			(16x16)	(16x16)
11"-15"	2.5"		30	50		
16"-17"	2.75"	350lbs (160kg)			1.4kg	1.5kg
18"-20"	3"					

PRODUCT PERFORMANCE:

Pressure Care				5	
Positioning				3	
Lateral Stability				3	4
Offloading				3	
Changing Needs	1				

* Note: This is a guide only and ratings are dependent on correct use of product.

CUSHION SIZE CHART:



Blue squares are sizes which are available on the MOH list, available for straight purchase.
Red squares are standard sizes available for trial.
Non-standard or custom sizes are available for purchase.



Standard contour
* Lateral Stability 3

High contour
Lateral Stability 4

SPEX CUSHION



FUNCTIONAL BENEFITS:

- Created as the solution-solver for asymmetrical postures
- Strategic contouring pads offer complete customisations on-the-spot for a perfect fit for the client
- Gel-foam ischial well evenly distributes pressure under the pelvis
- Coccyx channel for enhanced pressure relief (for sizes 16" +)
- Dual-layer cover reduces shear forces, and breathable air-mesh on cushion sides counters moisture
- Customisable for many requirements such as leg length discrepancies

CLINICAL:

Designed for the user who has moderate to severe positioning and pressure requirements. Excellent choice for individuals who:

- Have changing postural needs over time
- Have a symmetrical or asymmetrical sitting posture that requires correction or control
- Require pelvic comfort and pressure relief/distribution
- Require a high degree of pelvic stability and specific contouring
- Need moderate control of abduction or adduction propensities

CUSHION DETAILS:

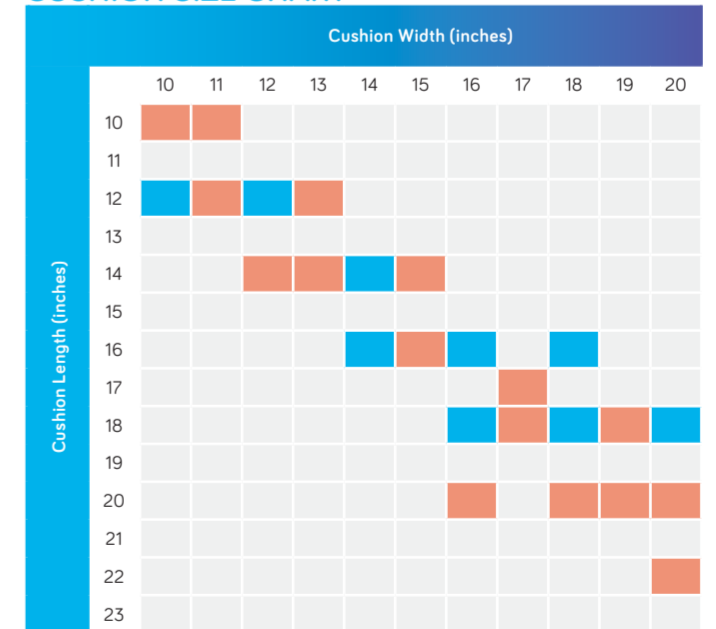
Width	Height	Capacity	Trough Height		Product Weight
			Std	High	
10"	2"	200lbs (90kg)			(16x16)
11"-15"	2.5"		30mm		
16"-17"	2.75"	350lbs (160kg)			1.5kg
18"-20"	3"				

PRODUCT PERFORMANCE:

Pressure Care				4	
Positioning				4	
Lateral Stability				3	4
Offloading				4	5
Changing Needs				4	

* Note: This is a guide only and ratings are dependent on correct use of product.

CUSHION SIZE CHART:



Blue squares are sizes which are available on the MOH list, available for straight purchase.
Red squares are standard sizes available for trial.
Non-standard or custom sizes are available for purchase.



Standard contour
* Lateral Stability 3

High contour
Lateral Stability 4

Super-high contour
Lateral Stability 5

STAND OUT FROM THE CROWD!

Upgrade your cushion with a splash of colour, for no extra cost! (unavailable for trial) We offer 5 colour options for our Spex® cushion outer covers alternative to the standard black fabric. Simply add the upgrade codes to your cushion order.



Granite Grey
1111-0491-090



Chilli Red
1111-0491-022



Ocean Blue
1111-0491-060



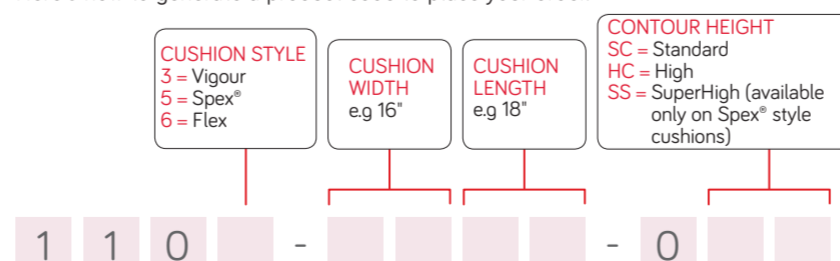
Mango Orange
1111-0491-030



Calypso Pink
1111-0491-028

OUR CUSHION CODES ARE MEANINGFUL!

Here's how to generate a product code to place your order.



SPEX® & VIGOUR CUSHION MEASUREMENTS GUIDE

This FRONT-VIEW of a Spex®/Vigour cushion, shows the different measurements referred to.

