

Zippie Iris



ULTIMATE TILT-IN-SPACE MANUAL WHEELCHAIR

Client Details

Assessor Name		Client Name	
Phone:		Funding:	
Email		Trial Approval #	
Delivery Address			

Package & Size Options

Short Package Includes:	Medium Package Includes:	Long Package Includes:
<ul style="list-style-type: none"> • True-fit growth system • Tie downs • Width adjusting system • Short seat frame • 5" x 1.5" semi pneumatic front castors • 16" Rear mag wheels; pneumatic • 90° legrest hangers with angle adjustable footplates • Offset hanger mounts • Single post height adjustable arm supports with full length pads • Height adjustable push handle • Growable seat pan • Anti-tips • Black Opal frame colour • Foot operated tilt • Foot operated brakes • Short seat depth range: 10-14" • Spex 4 point belt • 0-55 degrees of rotation in space 	<ul style="list-style-type: none"> • True-fit growth system • Tie downs • Width adjusting system • Medium seat frame • 5" x 1.5" semi pneumatic front castors • 16" Rear mag wheels; pneumatic • 90° legrest hangers with angle adjustable footplates • Offset hanger mounts • Single post height adjustable arm supports with full length pads • Height adjustable push handle • Growable seat pan • Anti-tips • Black Opal frame colour • Foot operated tilt • Foot operated brakes • Medium seat depth range: 12-16" • Spex 4 point belt • 0-55 degrees of rotation in space 	<ul style="list-style-type: none"> • True-fit growth system • Tie downs • Width adjusting system • Long seat frame • 5" x 1.5" semi pneumatic front castors • 16" Rear mag wheels; pneumatic • 90° legrest hangers with angle adjustable footplates • Offset hanger mounts • Single post height adjustable arm supports with full length pads • Height adjustable push handle • Growable seat pan • Anti-tips • Black Opal frame colour • Foot operated tilt • Foot operated brakes • Long seat depth range: 14-18" • Spex 4 point belt • 0-55 degrees of rotation in space

Short Package (Width 10")	Medium Package (Width 10-12")	Long Package (12-14")
Wheelchair Width 10" 1562-0010-090	Wheelchair Width 10" 1562-0110-090	Wheelchair Width 12" 1562-0212-090
	Wheelchair Width 12" 1562-0112-090	Wheelchair Width 14" 1562-0214-090

Specifications

Seat Width (R)		
Seat Depth (S)		
Back Height (T)		
Seat to Footplate		
Seat to Floor		

Castor Upgrades

8 x 2" Pneumatic	8 x 2" Pneumatic with Airless Insert	8 x 1.5" Semi Pneumatic
1568-01-8401-010	1568-01-8402-010	1568-01-8403-010
		



Rear Wheel Upgrades

16" Mag with Pneumatic Airless Tyre	20" 5 Spoke Mag	22" 5 Spoke Mag	24" 5 Spoke Mag
1568-01-9568-116	Pneumatic 1568-01-9520-110	Pneumatic 1568-01-9522-110	Pneumatic 1568-01-9524-110
	Airless Insert 1568-01-9520-120	Airless Insert 1568-01-9522-120	Airless Insert 1568-01-9424-120
24" Spoke Wheel with Pneumatic Tyre	24" Spoke Mag with Pneumatic Airless Tyre		
1568-01-9524-010	1568-01-9524-020		

Wheel Lock


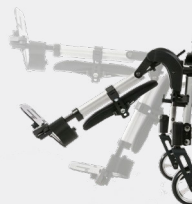
Change Wheel Lock to Push to Lock	Push to Lock as additional to footlock	Push to Lock 6" Extensions	Drum Brakes 16" Pneumatic	Drum Brakes 24" Pneumatic
1568-01-8451-000	1568-8455-000	1579-84-161930	1568-8452-16P/16S	1568-8453-24P/24S

Backrest

Dynamic Canes - (1568-01-2170-000)		Reclining Back Canes	
Preferred Set-Up		Suits sizes 14" - 20" 1568-01-2164-000	
Soft			
Medium			
Hard			

Footrest Hangers

Change to 80 Degree Front Mount Hanger (when purchased with chair)	Change to 70 Degree Front Mount Hanger (when purchased with chair)	Change to 70 Degree Extension Hanger (when purchased with chair)
1568-01-5080-000 (pair) 	1568-01-5070-000 (pair) 	1568-01-5071-000 (pair) 

Front Mount Footrest Extension Tube	Elevating Leg Rests	
2" Pair 1568-5122-000	 2", 4", 6"	 14-15 1568-5034-000
4" Pair 1568-5124-000		
6" Pair 1568-5126-000		

Foot Plates

Heel Loops for Footplates	Footplate Padding	Spex Impact Guards
12-14" wide: 1568-01-5312-14	10"-11" Wheelchair: 1415-5310-300	70 Degree Hangers 1415-5360-300
15-16" wide: 1568-01-5315-16	12"-13" Wheelchair: 1415-5312-300	80 & 90 Degree Hangers 1415-5361-300
	14"-15" Wheelchair: 1415-5314-300	Articulating Hangers 1415-CUST-012

Contracture Footrest		
Short (10.5" - 13" Leg Lengths)	Medium (12.5" - 15" Leg Lengths)	Long (14.5" - 17" Leg Lengths)
10" 1568-5170-10S	10" 1568-5170-10M	10" 1568-5170-10L
12" 1568-5170-12S	12" 1568-5170-12M	12" 1568-5170-12L
14" 1568-5170-14S	14" 1568-5170-14M	14" 1568-5170-14L



Foot Plates (Continued)

Jay Foot Box - Standard Height		Spex Calf Strap	
12" 1453-5012-STD		10" 1402-6170-017	
14" 1453-5014-STD		12" 1402-6171-017	
		14" 1402-6172-017	

Canopy Options


Iris Canopy	Folding Sunhood	UV Shade	Rain Cover
Suits 10" - 14" Chairs 1568-125320	450mm wide 1446-7545-000	1446-7710-000	2880-7651-000 (bingo buggy style)
Suits 15" - 20" Chairs 1568-125321	550mm wide 1446-7555-000		
			

Tray

Spex Clear Tray 5ml	Spex Black Tray 5ml	Zippie Style Tray	Travel Tray
Small 1311-7111-000 (suits 10-13" wheelchairs)	Small 1311-7101-000	X-Small 1560-7110-100	Small 1311-7441-209
Medium 1311-7112-000 (suits 14-17" wheelchairs)	Medium 1311-7102-000	Small 1560-7113-100	Medium 1311-7442-209
Large 1311-7113-000 (suits 18-21" wheelchairs)	Large 1311-7103-000	Medium 1560-7115-100	Large 1311-7443-209
		Large 1560-7118-100	
		X-Large 1560-7121-100	
			

Tray Accessories

Elbow Protraction Guards		Elbow Pads			
Guards for Small Tray 1311-7351-000		Neoprene Pads 8mm 1311-7301-400	Small	Medium	Large
Guards for Medium Tray 1311-7352-000					
Guards for Large Tray 1311-7353-000		CCF Foam Pads 10mm 1311-7302-400			

Tray Padding			
	8mm Neoprene Padding	10mm CCF Foam Padding	
Small Tray	1311-7431-291	1311-7431-360	
Medium Tray	1311-7432-291	1311-7432-360	
Large Tray	1311-7333-291	1311-7343-360	

Armrest

Length Adjustable Locking Flip Up Armrests	Desk Length Armrest Pad	ZIPPIE Iris Dual Post Flip Back Armrest Upgrade
Full length pad (back cane mounted)	When purchased with chair	1568-5622-099
1568-5651-000	1568-5532-000 (each)	

Spex Comfi Padded Style Armrests		Spex Armrest Attachment Upgrade
Comfi Arm Pads Size 1 Narrow 1156-5811-410	Comfi Arm Pads Size 1 Wide 1156-5821-410	Mounting to existing wheelchair armrest mounts 1568-UPGR-001
Comfi Arm Pads Size 2 Narrow 1156-5812-410	Comfi Arm Pads Size 2 Wide 1156-5822-410	
Comfi Arm Pads Size 3 Narrow 1156-5813-410	Comfi Arm Pads Size 3 Wide 1156-5823-410	

Notes

Further Information

Have you remembered?

Cushion?	
Back Support?	
Head Support?	
Lateral Supports?	



medifab®

Distributed by Medifab Ltd

22 Detroit Drive
Rolleston 7675
New Zealand

+64 3 307 9790

solutions@medifab.com

www.medifab.com



DISTRIBUTED BY:

Script: Zippie Iris 20200814